

AZ65H07DAB

GE Zoneline® Heat Pump Unit, 230/208 Volt

DIMENSIONS AND INSTALLATION INFORMATION (IN INCHES)

ELECTRICAL WIRING

All wiring, including installation of receptacle, must be made in accordance with local electrical codes and regulations.

NOTE: Aluminum wiring may pose special problems – consult a qualified electrician.

GRILLE OPTIONS

Stamped Aluminum Grille – RAG60

Exterior Architectural Louvers Durable Polycarbonate:

RAG61 (Beige)

RAG63 (Dark Brown)

RAG62 (Maple)

Extruded Aluminum Architectural Grille – RAG67

RETROFIT KITS:

RAK40 – Deflector Kit to adapt chassis for use with existing (non-GE) exterior louvered grilles.

DUCTED APPLICATIONS

AZ45 and AZ65 Series can be used with ductwork to heat or cool more than one room. RAK6053 Duct Adaptor is applied to the top of case over the air discharge. RAK601B Duct Extension is applied to right or left of adaptor. Locally fabricated ductwork may be added to extend to maximum recommended straight distance of 15 feet in one direction.

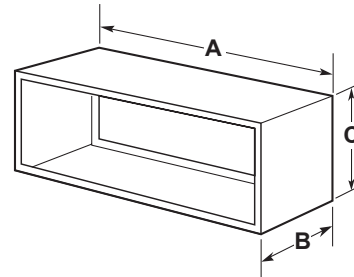
ELECTRICAL CONNECTION

230/208 volt units may be plugged into a receptacle. See Architects and Engineers Design Data Manual for electrical connection information including use of sub-base for direct connected units. Installation must comply with local electrical codes and regulations.

Power connection kits are required on all Zoneline chassis.



WALL CASE DIMENSIONS



RAB71B WALL SLEEVE

Heavy-gauge galvanized steel, with insulation.

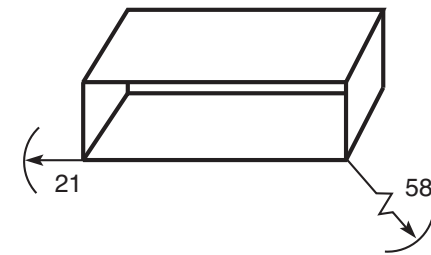
A – 42", B – 13-3/4", C – 16"

Also available in 16" and 24" depths

RAB77B WALL SLEEVE

Molded SMC fiberglass-reinforced polyester compound.

MAXIMUM CORD EXTENSION



A – 42-1/8", B – 13-7/8", C – 16-1/4"

WALL OPENING DIMENSIONS

Add 1/4" to A and C dimensions for all cut-out.

RAB71B 16-1/4" Min. H x 42-1/4" Min. W

RAB77B 16-1/2" Min. H x 42-3/8" Min. W

AZ45/65 HEATER KW						
230/208 VOLT	LINE CORD (P), DIRECT (D) AND SUB-BASE CONNECTED UNITS					
	7K/9K			12K/15K		
Power	RAK315P	RAK320P	RAK330P	RAK315P	RAK320P	RAK330P
Connection Kit	RAK315D	RAK320D	RAK330D	RAK315D	RAK320D	RAK330D
	RAK204D15C	RAK204D20C	RAK204D30C	RAK204D15C	RAK204D20C	RAK204D30C
Total Watts	2410/1990	3420/2830	4830/3990	2430/2020	3450/2860	4860/4020
Heater Watts	2400/1960	3400/2780	4800/3930	2400/1960	3400/2780	4800/3930
Heater BTU	8100/6600	11600/9400	16300/13400	8100/6600	11600/9400	16300/13400
Total Amps	10.5/9.6	14.9/13.6	21.0/19.2	10.6/9.7	15.1/13.8	21.2/19.3
Min Circuit	15	20	30	15	20	30
Recommended Protective Device	15 amp time-delay fuse or breaker	20 amp time-delay fuse or breaker	30 amp time-delay fuse or breaker	15 amp time-delay fuse or breaker	20 amp time-delay fuse or breaker	30 amp time-delay fuse or breaker

AZ65H07DAB

GE Zoneline® Heat Pump Unit, 230/208 Volt

FEATURE AND BENEFITS

Cooling capacity - 7,100/6,900 BTU

Energy efficiency - 13.0/13.0 EER

Dehumidification - 1.7 pints/hour

Reverse heat cycle - 6,200/6,100 BTU

Heat pump efficiency - 4.0/4.0 COP

Indoor fan CFM (high/low) - 409/250

Fresh air vent CFM (fully open high fan) - 38

Quiet operation - Baked-on mastic sound barrier, cross flow blower and two DC fan motors create less noise to ensure comfort

Heat & Freeze Sentinels - Keeps the room from overheating or freezing

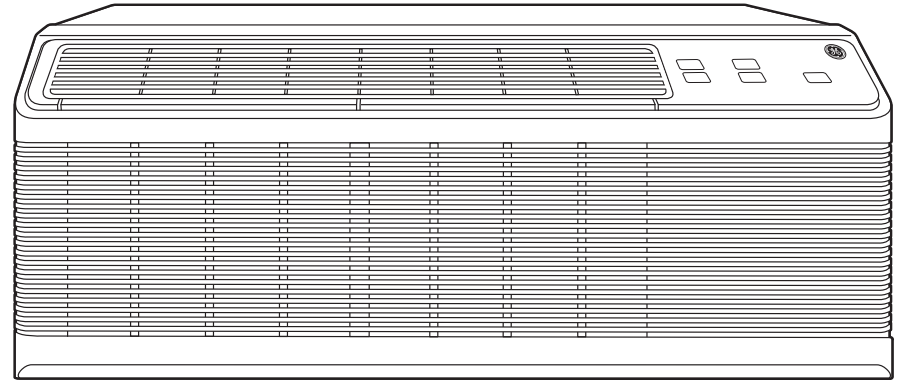
Boost heat option - Provides supplemental resistance heat in heat pump mode

Electronic temperature limiting - Prevents expensive over-cooling or over-heating of the room

Electronic touch controls with LED display

R-410A refrigerant

SMC base pan



PTAC Direct Sales, Inc.
185 S. Kimball Ave.
Suite 130
Southlake, TX 76092
877.454.7822 (T)
877.647.6408 (F)