

# SAMSUNG

**PTAC Direct Sales, Inc.**  
**185 S. Kimball Ave.**  
**Suite 130**  
**Southlake, TX 76092**  
**877.454.7822 (T)**  
**877.647.6408 (F)**

## 4K improves the way everything looks. Especially your hotel.

### NT670U Series Hospitality TVs

With stunning 4K resolution and HDR10+ picture technology, everything your guests view on the NT670U series bezel-less hospitality TVs will be exceptionally sharp, clear and bright. And content management is made simple with the Samsung REACH 4.0 management solution.

### NT670U Series Hospitality TVs

43"	HG43NT670UFXZA	55"	HG55NT670UFXZA
50"	HG50NT670UFXZA	65"	HG65NT670UFXZA



# NT670U Series Hospitality TVs

## Key Features



4K UHD

### 4K UHD with PurColor for breathtaking color

Deliver the unmatched, luxury experience your guests expect with 3840 x 2160 4K UHD resolution. Offering four times the pixels of Full HD, the NT670U series showcases content in stunning, lifelike detail. PurColor technology concentrates on red, green, and blue color adjustment points, but unlike traditional LED, PurColor also adjusts magenta, yellow and cyan. The result is fine-tuned color of incredible nuance and realism.



### HDR10+ picture technology for incredible depth

4K delivers more pixels, and HDR10+ gets the most out of every one. Color is richer. Light and dark scenes are more balanced. Contrast is expanded, for greater picture depth and nuance. Every guest experience with the NT670U series TV will be an incredible one.



### Bezel-less design delivers a sleek, clean look

With no bezel on the top and sides, the NT670U series adds a sophisticated, elegant feel that complements any room or public space decor.



### Direct-Lit LED technology for an affordable, superior experience

Direct-lit LED technology provides the brilliance and energy savings advantages of LED technology, along with the uniform brightness of CCFL displays. And it does it all with an efficiency that makes it a more affordable technology. In fact, it's possible to upgrade your rooms to LED technology for a cost comparable to CCFL technology.



### Samsung LYNK REACH 4.0 Content Management Solution

Samsung's LYNK REACH 4.0 is a complete content management solution that accommodates coaxial, LAN and Wi-Fi infrastructures to improve hotel management, monitoring and guest service functions. LYNK REACH 4.0 offers efficiency-enhancing technology that transforms the in-room display into a superior guest experience.



### Samsung LYNK™ DRM HD content decryption

Samsung's software-based DRM technology is integrated into the entire Samsung Hotel TV line. Samsung LYNK™ DRM offers a robust solution to unlock premium HDTV content from cable, satellite and VOD providers, with maximum efficiency and security.



### A host of features

The display pedestal stands rotate with 20/20, 60/60 and 90/90 degree stops (excludes 65" model), for easy adjustability. Other features of the NT670U series include: Home Menu, RJ12 IR PASS, Volume Limiters, Rear Panel Lock-out, Menu Display Lock-out, Hotel Custom Logo/Welcome Message, Channel List Guide, Channel Re-mapping, Remote Jack Pack (RJP) Priority, USB Cloning and Anti-Theft Battery Cover Remote Control.



**SAMSUNG**

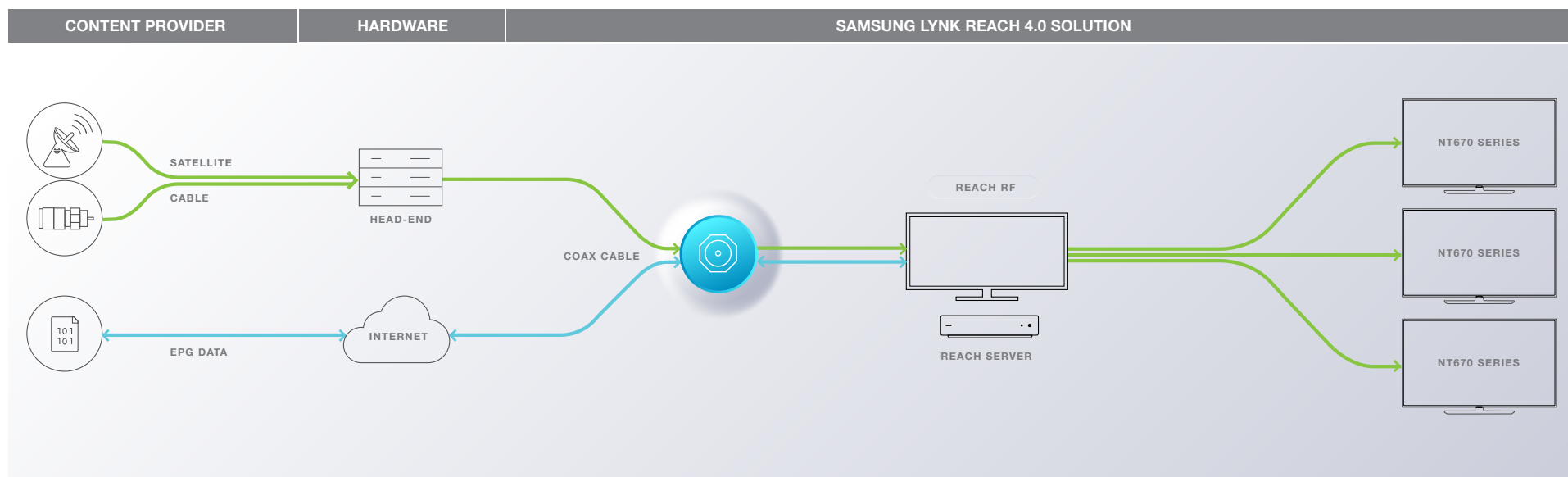
# A better environment and easier management through Samsung LYNK.

## Samsung LYNK REACH 4.0 CMS delivers more than just content.

**Control content on hundreds of TVs at once.** Eliminate room-by-room visits to each guest room by using a single-location remote solution. The REACH (RF) Server delivers updated firmware and other settings to TVs through RF signals. REACH (IP) is also available for centralized control of SMART hospitality TVs without the need for additional hardware. Updates are simple and simultaneous, with no need to go from room to room to update each display.

**Reinforce your brand.** With the fully customizable Graphical User Interface (GUI), you can choose from pre-built templates or upload your own assets to develop a GUI from scratch. Samsung also has a network of certified REACH integration partners who can provide turnkey solutions.

**Keep your guests entertained.** LYNK REACH provides channel management capabilities including a customizable interactive program guide. Additionally, with third-party casting services, your guests can connect their mobile devices to the in-room screen.



# NT670U Series Hospitality TVs

## DRM

### Digital Rights Management (DRM)

#### Samsung LYNK DRM HD Content Decryption (RF)

Samsung's software-based DRM technology offers a robust solution to unlock premium HDTV content from content providers such as cable, satellite and VOD providers, with maximum efficiency and security.



## Glossary

### Connections

#### Anynet+ (HDMI – CEC)

This Samsung protocol allows the user to control other HDMI devices connected to the TV display, such as DVD players, PC computers and Soundbars.


#### ConnectShare (USB 2.0)

Connect a thumb drive or digital camera quickly and easily. User-friendly interface allows access to videos, a music playlist and pictures via the remote.

#### Interactive Compatibility System



#### Remote Jack Panel (RJP) Compatibility



### Management and Guest Convenience

#### Anti-Theft Battery Cover

Battery door is secured, ensuring batteries remain in the remote controller.

#### Auto Channel Search

Auto detect channel while in Hotel mode.

#### Clock On Timer and Alarm Key

Allows guests to program their TVs to turn on as a wake-up alarm.

#### Closed Captioning

A text display of all audio content, including spoken dialog and non-speech information such as the identity of the speakers and symbols for sound effects and music.

#### Hotel Channel List

Guest master channel listing of program content. This will display content in analog or HD.

#### Hotel Logo and Custom Message with Samsung Home App

Easily edit the Home App to display your hotel logo and custom message.

#### Hotel Mode Plug & Play

Interactive and Stand-Alone modes available.

#### Lockout Controls

The hotelier can enable front panel and menu display lock-outs.

#### Power On Status Setting

Settings include Power Always On, Last Option or Standby.

#### On Screen Display Language

Choose English/French/Spanish.

#### Security for HDMI and USB

You can enable or disable HDMI and USB access. If HDMI is disabled, HDMI source, HDMI-type external channels, and Anynet+ will not be accessible to guests. If USB is disabled, access to USB media is blocked.

#### Sleep Timer

Allows guests to set TV turn-off time in 30-minute intervals up to 180 minutes.

#### USB Cloning

A quick and easy way to copy the ideal settings off one television to others on the property. Saves time and helps provide a consistent viewing experience for all televisions.

### Picture and Audio

#### 4K Resolution

NT670U series TVs feature 3840 x 2160 4K resolution, to deliver incredible picture quality and a premium experience.

#### Premium Slim Edge-Lit LED Technology

Edge-lit LED technology provides the brilliance and energy savings advantages of LED technology, along with the uniform brightness typical of CCFL displays. And it does it all with an efficiency that makes it a more affordable technology. In fact, it's possible to upgrade your rooms to LED technology for a cost comparable to CCFL technology. When you add the energy savings of up to 50% that LED offers over CCFL, you end up with the perfect solution for both you and your guests.

#### Samsung Soundbar Compatible

Samsung Hospitality Displays enable Soundbar compatibility by supporting HDMI-CEC. When you connect the Soundbar to the Samsung Hospitality Display with an HDMI cable, the TV audio settings and menu lock feature are automatically applied, so you don't have to set up the Soundbar separately. You can also prevent guests from changing the settings. With a single remote, guests can control both the TV and Soundbar simultaneously.

#### Swivel (20/20, 60/60 and 90/90) Stands

Pedestal stands rotate with 20/20, 60/60 and 90/90 degree stops (excludes 65" model), so wherever in the room your guests are, they should have an excellent view of their TV. Swivel stand includes integrated mounting plate and bolt-down kit.

### Warranty

#### Hospitality Warranty

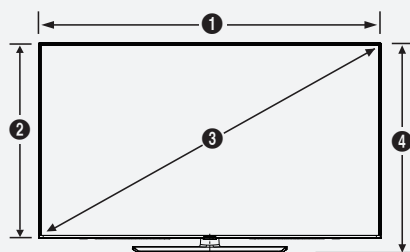
2-year parts and 2-year labor warranty backed by the Samsung Hospitality Hotline at 1-866-894-0524. Optional professional installation, accessories and extended warranty are available.

# NT670U Series Hospitality TVs

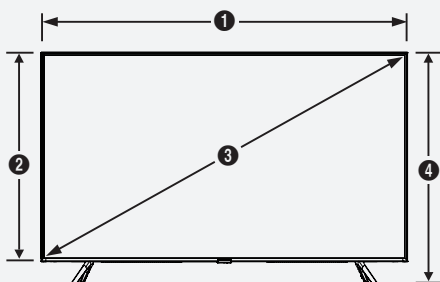


## Dimensions

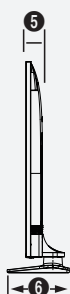
### Swivel Stand



### Simple Stand



Swivel stand for 43", 50", 55" / Simple stand for 65"



### 43" | HG43NT670UFXZA - 4K

1	2	3	4	5	6
37.9"	22.0"	43.0"	24.1"	2.3"	8.9"

### 50" | HG50NT670UFXZA - 4K

1	2	3	4	5	6
44.0"	25.4"	50.0"	27.4"	2.4"	8.9"

### 55" | HG55NT670UFXZA - 4K

1	2	3	4	5	6
48.4"	27.8"	55.0"	29.9"	2.4"	8.9"

### 65" | HG65NT670UFXZA - 4K

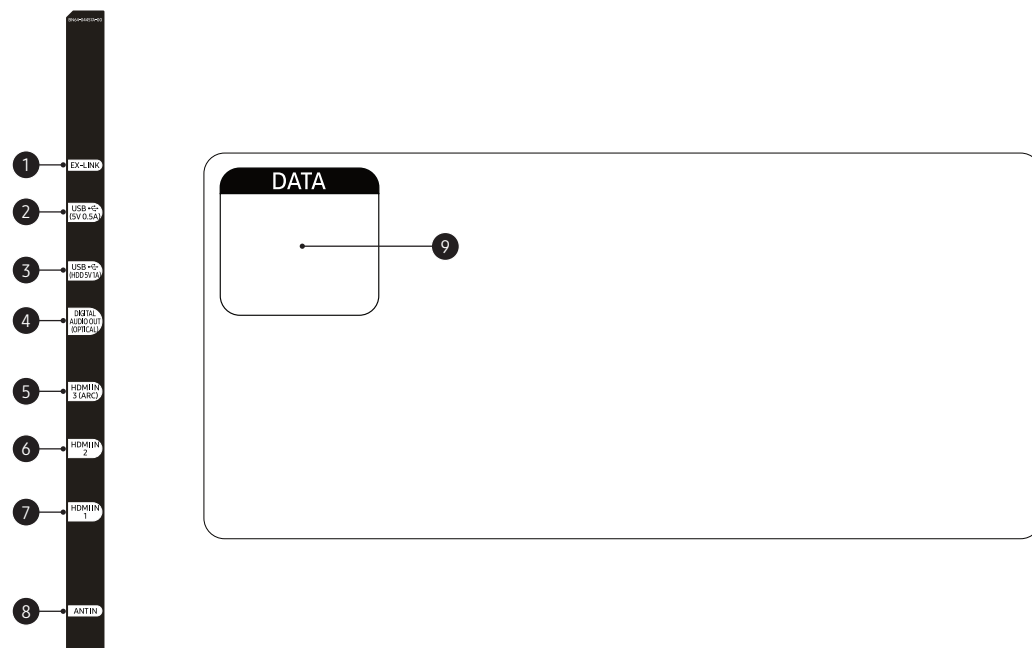
1	2	3	4	5	6
57.1"	32.7"	65.0"	35.7"	2.4"	11.1"

# NT670U Series Hospitality TVs

## Connectivity

HG43NT670UFXZA, HG50NT670UFXZA, HG55NT670UFXZA and HG65NT670UFXZA

- |                      |                                |                |
|----------------------|--------------------------------|----------------|
| 1. Ex-Link (RS-232C) | 4. Digital Audio Out (Optical) | 7. HDMI In 1   |
| 2. USB (5V 0.5A)     | 5. HDMI In 3 (ARC)             | 8. Ant In      |
| 3. USB (HDD 5V 1A)   | 6. HDMI In 2                   | 9. Data (RJ12) |



# NT670U Series Hospitality TVs

**Specifications** For complete product specifications, visit [samsung.com/hospitality](http://samsung.com/hospitality)

		HG43NT670UFXZA	HG50NT670UFXZA	HG55NT670UFXZA	HG65NT670UFXZA
Display	Backlight	LED	LED	LED	LED
	Resolution	3,840 x 2,160	3,840 x 2,160	3,840 x 2,160	3,840 x 2,160
	Screen Size Class (Diagonal)	43"	50"	55"	65"
Audio	Dolby Digital Plus	Yes	Yes	Yes	Yes
	Sound Output (RMS)	20W	20W	20W	20W
	Speaker Type	2CH	2CH	2CH	2CH
Video	Auto Motion Plus	Yes	Yes	Yes	Yes
	Color	PurColor	PurColor	PurColor	PurColor
	Contrast	Mega Contrast	Mega Contrast	Mega Contrast	Mega Contrast
	Contrast Enhancer	Yes	Yes	Yes	Yes
	Film Mode	Yes	Yes	Yes	Yes
	HDR (High Dynamic Range)	HDR	HDR	HDR	HDR
	HDR10+	Yes	Yes	Yes	Yes
	HLG (Hybrid Log Gamma)	Yes	Yes	Yes	Yes
	Motion Rate	120	120	120	120
	Natural Mode Support	Yes	Yes	Yes	Yes
	Picture Engine	UHD Mastering Engine	UHD Mastering Engine	UHD Mastering Engine	UHD Mastering Engine
	PQI (Picture Quality Index)	1300	1300	1300	1300
	Viewing Angle (H / V)	178° / 178°	178° / 178°	178° / 178°	178° / 178°
Input and Output	HDMI (Side / Rear)	3/0	3/0	3/0	3/0
	USB (Side / Rear)	2/0	2/0	2/0	2/0
	Digital Audio Out (Optical) (Side / Rear)	1/0	1/0	1/0	1/0
	Ant In (Terrestrial or Cable/Satellite) (Side / Rear)	(1/1) Common for Terrestrial/0	(1/1) Common for Terrestrial/0	(1/1) Common for Terrestrial/0	(1/1) Common for Terrestrial/0
	Ex-Link (Side / Rear)	1/0	1/0	1/0	1/0
	HDMI A / Return Ch. Support	Yes	Yes	Yes	Yes
	Anynet+ (HDMI-CEC)	Yes	Yes	Yes	Yes
	Data (RJ12) (Side / Rear)	0/1	0/1	0/1	0/1
	RJP (Remote Jackpack) (Side / Rear)	0/1	0/1	0/1	0/1
Features	Accessibility	US English	US English	US English	US English
	Auto Channel Search	Yes	Yes	Yes	Yes
	Auto Power Off	Yes	Yes	Yes	Yes
	Caption (Subtitle)	Yes	Yes	Yes	Yes
	Connect Share (HDD)	Yes	Yes	Yes	Yes
	ConnectShare (USB 2.0)	Yes	Yes	Yes	Yes
	Digital Clean View	Yes	Yes	Yes	Yes
	EPG	Yes	Yes	Yes	Yes
	Game Mode	Yes	Yes	Yes	Yes
	OSD Language	English, Spanish, French	English, Spanish, French	English, Spanish, French	English, Spanish, French
	USB HID Support	Yes	Yes	Yes	Yes
	V-Chip	Yes	Yes	Yes	Yes
System	Digital Broadcasting	ATSC / ClearQAM	ATSC / ClearQAM	ATSC / ClearQAM	ATSC / ClearQAM
	Analog Tuner	Yes	Yes	Yes	Yes



# NT670U Series Hospitality TVs

## Specifications For complete product specifications, visit [samsung.com/hospitality](http://samsung.com/hospitality)

		HG43NT670UFXZA	HG50NT670UFXZA	HG55NT670UFXZA	HG65NT670UFXZA
Hospitality Features	Auto Source Mode	Yes	Yes	Yes	Yes
	Energy Saving Mode (BLU Control)	Yes	Yes	Yes	Yes
	Hospitality Home Menu	Home Menu 2017	Home Menu 2017	Home Menu 2017	Home Menu 2017
	Hospitality Plug & Play (Easy Set-up)	Yes	Yes	Yes	Yes
	Hotel Channel List	Yes	Yes	Yes	Yes
	Channel Menu Display	Yes	Yes	Yes	Yes
	Logo Display with Time Out Setting (BMP/Movie)	Yes	Yes	Yes	Yes
	Mixed Channel List (ATSC, DVB-T / T2 / C / S2, Analog)	Yes	Yes	Yes	Yes
	Music Mode (Input: PC/AV/Component/HDMI)	Yes	Yes	Yes	Yes
	My Channel	Yes	Yes	Yes	Yes
	On/Off Timer (Schedule)	Yes	Yes	Yes	Yes
	Power On Mode	Yes	Yes	Yes	Yes
	RJ12/IR Pass Through	Yes	Yes	Yes	Yes
	Samsung LYNK DRM	Yes	Yes	Yes	Yes
	Samsung LYNK REACH (RF)	REACH 4.0	REACH 4.0	REACH 4.0	REACH 4.0
	Screwed Remote Battery Cover	Yes	Yes	Yes	Yes
	Security Mode	Yes	Yes	Yes	Yes
	Smoovie Compatibility	Yes	Yes	Yes	Yes
	Soundbar Compatibility	Yes	Yes	Yes	Yes
	USB Cloning	Yes	Yes	Yes	Yes
	Welcome Message	Yes	Yes	Yes	Yes
Design	Clock Back Up Supply	Yes	Yes	Yes	Yes
	S/W EPG (Solution EPG)	Yes	Yes	Yes	Yes
	Wake-up Timer (Alarm)	Yes	Yes	Yes	Yes
	Stand Type	Square	Square	Square	Slim Feet
VESA	Swivel (Left / Right)	Yes (20/20, 60/60, 90/90)	Yes (20/20, 60/60, 90/90)	Yes (20/20, 60/60, 90/90)	N/A
	Front Color	Black	Black	Black	Black
	Bezel Type	3 Bezel-less	3 Bezel-less	3 Bezel-less	3 Bezel-less
	VESA Screw Size	M8	M8	M8	M8
Eco	VESA Screw Depth	20-22 mm	20-22 mm	20-22 mm	20-22 mm
	VESA Mount	200 x 200 mm	200 x 200 mm	200 x 200 mm	400 x 300 mm
	Eco Sensor	Yes	Yes	Yes	Yes
	ENERGY STAR (Latest effective version)	Yes	Yes	Yes	Yes
Power	Power Consumption (Max)	105W	135W	135W	190W
	Power Consumption (Standby)	0.5W	0.5W	0.5W	0.5W
	Power Consumption (Typical)	51W	61W	62W	80W
	Power Supply (V)	AC110-120V 50 / 60Hz	AC110-120V 50 / 60Hz	AC110-120V 50 / 60Hz	AC110-120V 50 / 60Hz
Dimensions (W x H x D)	Package Dimension (W x H x D)	1183 x 670 x 143 mm / 46.6" x 26.4" x 5.6"	1357 x 780 x 152 mm / 53.4" x 30.7" x 6.0"	1467 x 843 x 158 mm / 57.8" x 33.2" x 6.2"	1606 x 963 x 184 mm / 63.2" x 37.9" x 7.2"
	Set Dimension with Stand (W x H x D)	963.9 x 610.9 x 226.5 mm / 37.9" x 24.1" x 8.9"	1116.8 x 696.8 x 226.5 mm / 44.0" x 27.4" x 8.9"	1230.5 x 759.8 x 226.5 mm / 48.4" x 29.9" x 8.9"	1449.4 x 906.6 x 282.1 mm / 57.1" x 35.7" x 11.1"
	Set Dimension without Stand (W x H x D)	963.9 x 558.9 x 59.6 mm / 37.9" x 22.0" x 2.3"	1116.8 x 644.2 x 59.9 mm / 44.0" x 25.4" x 2.4"	1230.5 x 707.2 x 59.9 mm / 48.4" x 27.8" x 2.4"	1449.4 x 830.3 x 59.9 mm / 57.1" x 32.7" x 2.4"
Weight	Package Weight	15.0 kg / 33.1 lbs.	19.3 kg / 42.5 lbs.	22.8 kg / 50.3 lbs.	29.5 kg / 65.0 lbs.
	Set Weight with Stand	11.8 kg / 26.0 lbs.	15.1 kg / 33.3 lbs.	17.5 kg / 38.6 lbs.	21.4 kg / 47.2 lbs.
	Set Weight without Stand	8.6 kg / 19.0 lbs.	11.9 kg / 26.2 lbs.	14.3 kg / 31.5 lbs.	21.1 kg / 46.5 lbs.
Accessory	Power Cable	Yes	Yes	Yes	Yes
	Batteries (for Remote Control)	Yes	Yes	Yes	Yes
	Data Cable	Yes	Yes	Yes	Yes
	Quick Install Guide	Yes	Yes	Yes	Yes
	Remote Controller Model	TM1240A	TM1240A	TM1240A	TM1240A
	Security Screws (Stand Base)	Yes	Yes	Yes	N/A
	Stand Mount Kit	Yes	Yes	Yes	N/A
	Mini Wall Mount Supported	Yes	Yes	Yes	N/A
	VESA Wall Mount Supported	Yes	Yes	Yes	Yes

**PTAC Direct Sales, Inc.**  
**185 S. Kimball Ave.**  
**Suite 130**  
**Southlake, TX 76092**  
**877.454.7822 (T)**  
**877.647.6408 (F)**



**SAMSUNG**